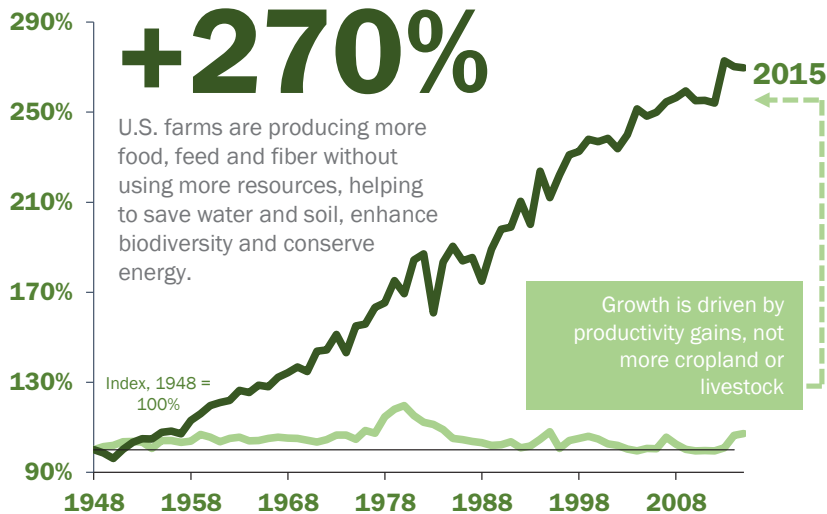




RESILIENCY & CLIMATE ADAPTION BEGINS WITH US

We represent U.S. farmers and ranchers who are committed to producing the world's food, feed and fiber supply in a sustainable way. Farmers and ranchers continue to be stewards of the land by promoting soil health, conserving water, enhancing wildlife, efficiently using nutrients and caring for their animals. For decades they have pushed past the boundaries of innovation by investing in agricultural research and adopting practices with the goals of improving productivity, providing clean and renewable energy, and enhancing sustainability.

U.S. Farms Are Boosting Productivity While Conserving Resources ^{1/}



*Inputs include land, labor, capital and machinery, and materials including energy, fertilizer and chemicals.
 **Outputs include crops, livestock, fruits and vegetables, fiber and other agricultural commodities.

— Total Farm Inputs*
 — Total Agricultural Output**

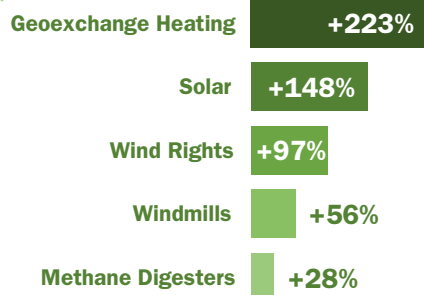
U.S. Agriculture's Share Of GHG Emissions, 2017 ^{2/}

Global agricultural GHG emissions are 24%, but because of **U.S. FARMERS' & RANCHERS' CONSERVATION** efforts and **IMPROVEMENTS** in **TECHNOLOGY**, U.S. farmers have a **LOWER GHG CONTRIBUTION** than other farmers around the world, averaging 9% over the last decade.




Farmers Are Providing More Clean & Renewable Energy ^{3/}

U.S. farmers and ranchers are adopting and investing in **RENEWABLE AND CLEAN ENERGY** sources. In the last five years, farmers and ranchers have put in **132%** more renewable energy sources including geothermal, solar panels, windmills, hydro systems and methane digesters. More than 130,000 operations employ renewable energy sources.



Change from 2012

The use of **ETHANOL AND BIODIESEL** in 2018 reduced GHG emissions by 71 MMT—equivalent to **17 MILLION CARS** off the road.



>15% Of All Farmland Is Used For Conservation & Wildlife Habitat Efforts ^{3/ 4/}

+140,000,000 Acres*



Total acres U.S. farmers have enrolled in certain USDA conservation programs. **Equal to the total land area of California & New York.** This does not include millions of acres in voluntary- or state-led conservation practices.



*Includes CRP, CSP, EQIP and VPA-HIP active and completed contracts through fiscal years 2017

Sustainable Soil Use & Resource Conservation Efforts Increased 34 Million Acres, +17%, Since 2012 ^{3/}

Cover Crops +5 Million Acres

+50%

Conservation Easement
~Unchanged

Tile & Water Management
+7 Million Acres

+14%

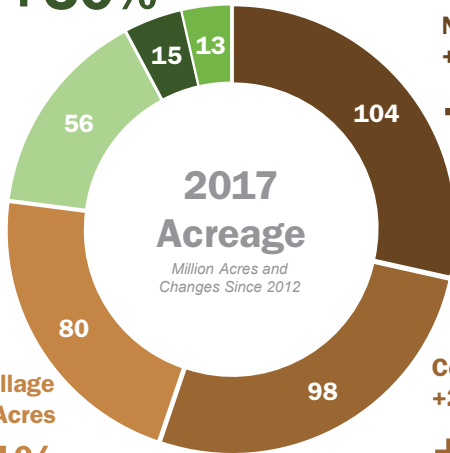
No-Till Conservation
+8 Million Acres

+8%

Conservation Tillage
+21 Million Acres

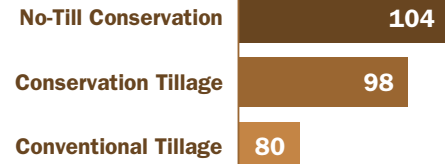
+28%

Conventional Tillage
-26 Million Acres
-24%



Top Soil Practices In 2017 ^{3/}

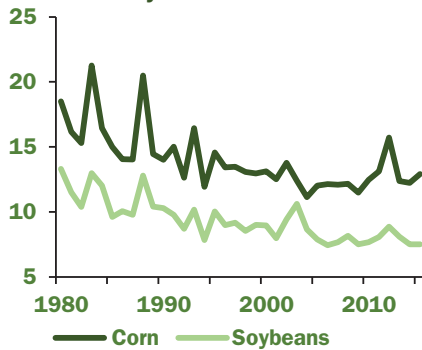
Million Acres



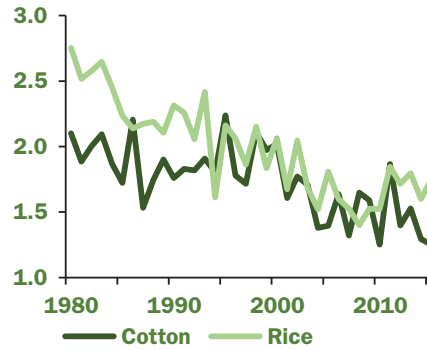
U.S. farmers are proactively managing and preserving their soil by planting **MORE COVER CROPS**, using **MORE CONSERVATION TILLAGE**, and using **MORE NO-TILL** methods. These practices help to conserve soil, preserve and increase nutrients, and improve water quality. These practices trap excess carbon in the soil and reduce GHG emissions.

Greenhouse Gas Emissions Are Trending DOWN In U.S. Agriculture * ^{2/ 5/}

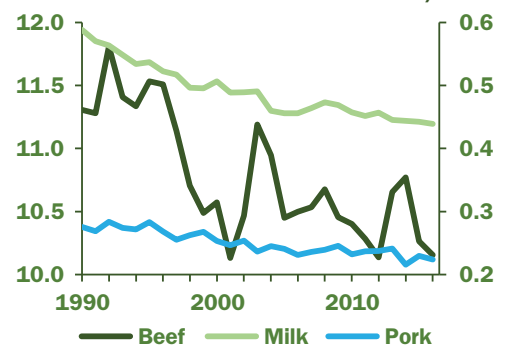
Corn and Soybeans



Cotton and Rice



Beef



*Pounds of carbon dioxide equivalent GHG emissions per bushel of corn and soybeans produced, per pound of cotton lint produced, per pound of rice, milk beef and pork produced.



FFASF represents U.S. farmers and ranchers committed to sustainably producing the world's food, feed and fiber supply.

Data Sources:

- 1/ United States Department of Agriculture's Economic Research Service
- 2/ Environmental Protection Agency's Greenhouse Gas Inventory Data Explorer
- 3/ United States Department of Agriculture's National Agricultural Statistics Service Census of Agriculture

- 4/ United States Department of Agriculture's Natural Resources Conservation Service
- 5/ Field to Market: The Alliance for Sustainable Agriculture, 2016. Environmental and Socioeconomic Indicators for Measuring Outcomes of On Farm Agricultural Production in the United States (Third Edition). ISBN: 978-0-692-81902-9